



## How to use the product icons **RPT**

### Step 1

Select a system board. Its icon will be used to select other components.

### Step 2

Select interface(s) compatible with the system board.

### Step 3

Choose the power center. If a PureLink™ power center is selected, which integrates salt chlorinator control, proceed to Step 4.

## Automation Selection Guide

Customize automation solutions for any application. The AquaLink® family of modular components work together to provide reliable, easy to use, and easy to set up pool and spa automation.

Features	Total Pool & Spa Automation	Variable-Speed Pump Control	Freeze Protection	Color Light Control	Solar Heat Control	AquaLink® Control	iAquaLink® Control	iAquaLink Setup	iAquaLink Scheduling	Wireless Interface Included	One-Touch™ Macros / Hotkeys	8-Function AquaLink® Remote	Salt Control Capable	Seasonal Auto-Adjust (Energy Savings Plan)	Temperature Priority Logic	Automatic Dusk Control	Integrates with Home Automation
<b>R</b> AquaLink RS	✓	✓	✓	✓	✓	○	○	○	○	6	○	✓	✓	✓	✓	○	
<b>P</b> AquaLink PDA	✓	✓	✓	✓	✓	○	✗	✗	✓	2	✗	✓	✗	✓	✗	✗	
<b>T</b> AquaLink TCX	✓*	✓	✓	✓	✓	✓	✓	✓	✓	✗	✗	✓	✗	✓	✗	✗	

\*AquaLink TCX is for pool automation only (no spa).

KEY ✓ Included | ○ Optional | ✗ Not Available

## 1 Select the System Board

### **R** AquaLink RS

		Part Number	Power Centers Required*	Power Centers	System Board	Total 3HP Relays	JVAs Included/Max
<b>Pool &amp; Spa Combo</b> Dual Body – Shared Equipment	Pump, Heater, & 3 Aux	RS-PS4	1*	4	+	0 = 4	2/4
	Pump, Heater, & 5 Aux	RS-PS6	1*	4	+	2 = 6	2/4
	Pump, Heater, & 7 Aux	RS-PS8	1*	4	+	4 = 8	2/4
	Pump, Heater, & 11 Aux	RS-PS12	2*	8	+	4 = 12	2/8
	Pump, Heater, & 15 Aux	RS-PS16	2*	8	+	8 = 16	2/8
	Pump, Heater, & 23 Aux	RS-PS24	3*	12	+	12 = 24	2/12
	Pump, Heater, & 31 Aux	RS-PS32	4*	16	+	16 = 32	2/16
<b>Pool Only / Spa Only</b> Single Body Only	Pump, Heater, & 3 Aux	RS-P4	1*	4	+	0 = 4	0/4
	Pump, Heater, & 5 Aux	RS-P6	1*	4	+	2 = 6	0/4
	Pump, Heater, & 7 Aux	RS-P8	1*	4	+	4 = 8	0/4
	Pump, Heater, & 15 Aux	RS-P16	2*	8	+	8 = 16	0/8
<b>Pool &amp; Spa Dual</b> Dual Body – Dual Equipment	2 Pumps, 2 Heaters, & 6 Aux	RS2-6	1*	4	+	4 = 8	0/4
	2 Pumps, 2 Heaters, & 10 Aux	RS2-10	2*	8	+	4 = 12	0/8
	2 Pumps, 2 Heaters, & 14 Aux	RS2-14	2*	8	+	8 = 16	0/8
	2 Pumps, 2 Heaters, & 22 Aux	RS2-22	3*	12	+	12 = 24	0/12
	2 Pumps, 2 Heaters, & 30 Aux	RS2-30	4*	16	+	16 = 32	0/16

### **P** AquaLink PDA

		Part Number	Power Centers Required*	Power Centers	System Board	Total 3HP Relays	JVAs Included/Max
<b>Pool &amp; Spa Combo</b> Dual Body – Shared Equipment	Pump, Heater, & 3 Aux	PDA-PS4	1*	4	+	0 = 4	2/4
	Pump, Heater, & 5 Aux	PDA-PS6	1*	4	+	2 = 6	2/4
	Pump, Heater, & 7 Aux	PDA-PS8	1*	4	+	4 = 8	2/4
<b>Pool Only / Spa Only</b> Single Body Only	Pump, Heater, & 3 Aux	PDA-P4	1*	4	+	0 = 4	0/4
	Pump, Heater, & 7 Aux	PDA-P8	1*	4	+	4 = 8	0/4




### **T** AquaLink TCX

		Part Number	Power Center	Power Interface Module	System Board	Total 3HP Relays	JVAs Included/Max
<b>Pool Only</b> Single Body Only	VS Pump, Heater, & 1 Aux	TCXP	Included	1	+	0 = 1	0/1
	Single-Speed Pump, Heater, & 0 Aux	TCXP	Included	1	+	0 = 1	0/1
	VS Pump, Heater, & 1 Aux	TCXP CONV	Optional	1	+	0 = 1	0/1
	Single-Speed Pump, Heater, & 0 Aux	TCXP CONV	Optional	1	+	0 = 1	0/1

\*Assumes up to eight 3HP relays per power center. The 6612F power center cannot hold more than four 3HP relays.




## 2 Select the Interfaces Lettered dots indicate system compatibility.

### AquaLink® Interfaces

Device	Description	Part Number
<b>iQ30 Web-Connect Device*</b> <b>R P</b>	 Web-Connect Device  May be included in some bundled kits (i.e., iQ904-PS, iQ904-P, ZQ-4PSI, & ZQ-4PI). Smartphone not included with iAquaLink®.	iQ30-A
<b>AquaLink RS** OneTouch™</b> <b>R</b>	 OneTouch, White OneTouch, Black	7953 7954
<b>AquaLink RS** All-Button</b> <b>R</b>	 4-Function (P&S) 6-Function (P&S) 8-Function (P&S)	6890 6888 6886

\*Required for iAquaLink App Integration

\*\*See Automation Accessories section of catalog for other available configurations.

Device	Description	Part Number
<b>AquaLink Wireless Handheld Remote</b> <b>R P</b>	 Wireless Handheld Remote & Transceiver (18-Channel)  Use to control RS & Z4 systems. Use to program PDA systems. Included with PDA systems.	AQWHR18
<b>SpaLink®** 8-Function Spa Side Remote</b> <b>R</b>	 Black 150' w/ Frame Flush-Mount Mud Box	7888 7940
<b>Spa Side** 4-Function Spa Side Remote</b> <b>R P</b>	 White 150' Gray 150' Black 150'	7443 8050 7444

## 3 Select the Power Center

### AquaLink & PureLink™ Power Centers

Power Center	3HP Relays (Included/Max)	Sub-Panel	Number of Breakers (Max)	Salt Chlorinator Control	Part Number
<b>R P</b> PureLink Sub-Panel Power Center for Automation and Saltwater Chlorination	4/8	✓	12	✓***	6614AP-L
<b>R P</b> PureLink Power Center for Automation and Saltwater Chlorination	4/8	No	0	✓***	6613AP
<b>R P</b> AquaLink Sub-Panel Power Center for Automation Control Systems	4/8	✓	12	No	6614-LD
<b>R P</b> AquaLink Power Center for Automation Control Systems	4/8	No	0	No	6613
<b>R P</b> Compact Power Center for Basic Automation Control Systems	4/4	No	0	No	6612F
<b>R P</b> AquaPure® Power Pack. Used to power & control AquaPure & Fusion Soft salt chlorinators. Not an enclosure for Automation systems.	0/0	No	0	✓***	APUREM FUSIONM

NOTE: FSOFT700 & FSOFT1400 are NSF® approved only when used with FUSIONM.

\*\*\*Requires purchase of a salt chlorinator. Proceed to Step 4 (below)

## 4 Choose a Salt Chlorinator

### Saltwater Chlorination

Device	Versa Plumb®	For pools up to	Part Number
<b>R P T</b> AquaPure® 3-Port Salt Chlorinator Cell	✓	12K Gallons	PLC700
	✓	40K Gallons	PLC1400
<b>R P T</b> Fusion Soft — Salt Chlorinator system with integrated Nature <sup>2</sup> ® Mineral Sanitizer technology	✓	12K Gallons	FSOFT700
	✓	40K Gallons	FSOFT1400
<b>R P T</b> TruClear® Salt Chlorinator	✓	35K Gallons	TRUCLEAR11K
	✓	35K Gallons	TRUCLEAR11KU

Jandy.com | 1.800.822.7933

©2022 Zodiac Pool Systems LLC. All rights reserved. ZODIAC® is a registered trademark of Zodiac International, S.A.S.U., used under license. All other trademarks are the property of their respective owners. 9544\_SL

For live help selecting the right automation system, please call Fluidra® technical support M – F 6AM – 5PM (PST), 9AM – 8PM (EST) at 1.800.822.7933, or email us any time at: [productsupport@fluidra.com](mailto:productsupport@fluidra.com)